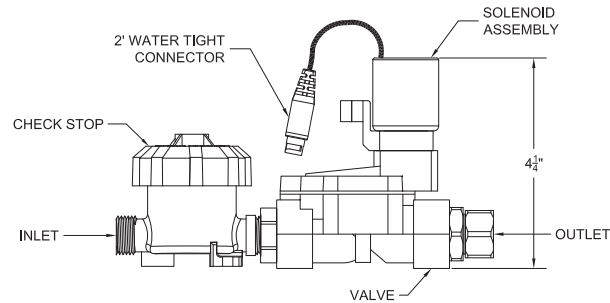
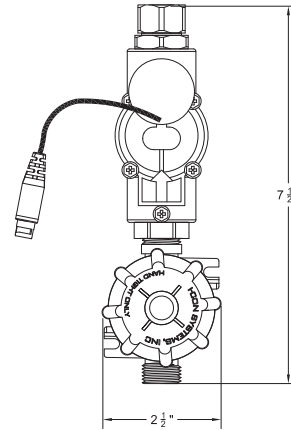



Electronic In-Line Shower Valve

VLV-SHW-5775 Series



- ▶ **Description**
In-line shower valve for use with pre-tempered water.
- ▶ **Inlet Fitting** (choose one)
 - 1/2" IPS
 - Special Order - Please Contact Factory _____*Note: NPT to Compression Available and Sold Separately*
- ▶ **Outlet Fitting** (choose one)
 - 3/8" Compression
 - 1/2" Compression
 - 5/8" Compression
 - Special Order - Please Contact Factory _____
- ▶ **Strainer** (choose one)
 - 1/2" Check Stop Strainer
 - None
- ▶ **Solenoid Power** (choose one)
 - 24 Volts AC
 - 9 Volts DC (Battery Operated)
- ▶ **Accessories**

For additional accessories, see the Accessories Section of the I-CON catalog or contact our Customer Service Team for details.



Specifications

- In-line shower valve solution for one (1) pre-temperd shower fixture
- No metering diaphragms to fail and clog
- Engineered non-metallic valve body made from DuPont Zytel for advanced corrosion resistance
- Ability to activate using manual by-pass handle
- Advanced design allows for shower valve to be located 50 feet from fixture
- All solenoids are interchangeable with other I-CON valves reducing spare parts
- Positive valve shut-off after pressure loss eliminating continual running
- Maximum water temperature of 120 degrees F and maximum pressure of 100 PSI
- Optional in-line strainer/screen filter to help remove debris prior to shower head

This space is for Architect/Engineer approval

The information contained in this document is subject to change without notice.